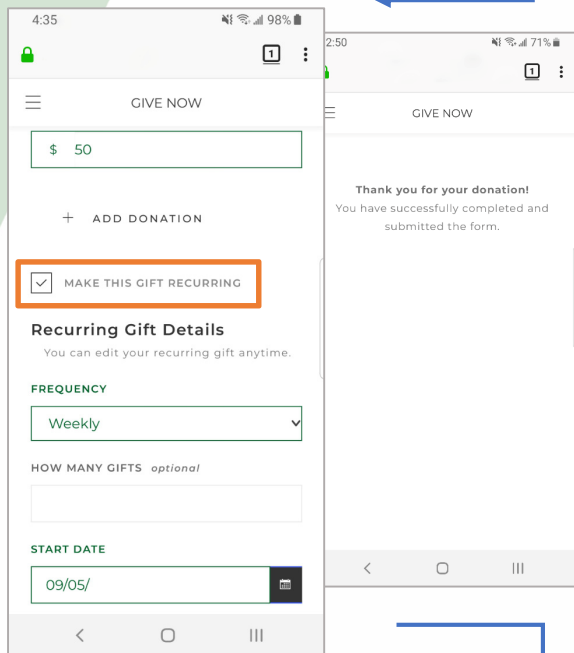


Make a Mobile Recurring Donation

Setting up a regular recurring donation is easy. Follow these simple steps to complete a consistent automated gift.

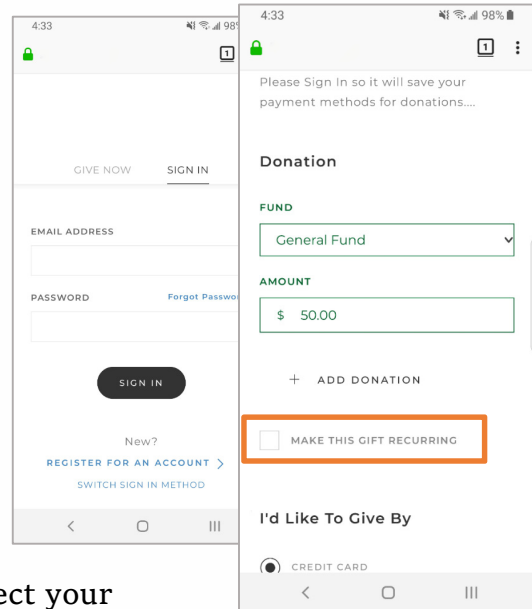
1. Navigate to your church website and use the link to donate online. Select **'Make This Gift Recurring.'** The login screen will appear. Login or create an account.




2. Select your **Frequency, Start Date,** and tap **"GIVE."**

You did

...



3. Easily manage scheduled donations through the  menu icon. Tap the **'Scheduled'** link to review your recurring gift(s). Use the **pencil** icon to edit details of the donation. Use the **trash** icon to remove a donation.

