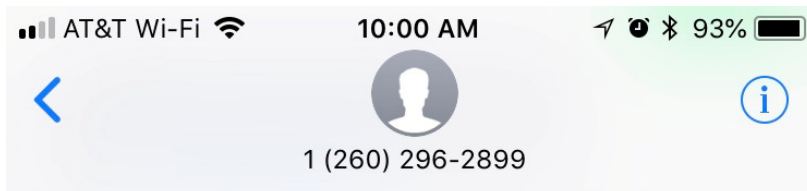




Text Giving is a powerful tool for our congregation to be able to give to the Church quickly and securely. Below is a breakdown of how you can interact with our Text Giving number to make a donation:

## First Time Donors

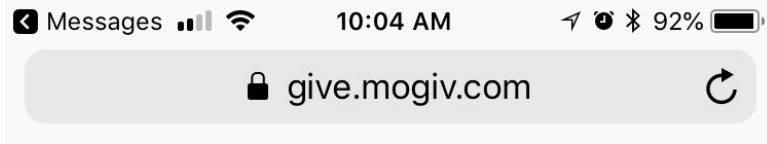
The first time you text an amount to [\(260\)296-2899](tel:(260)296-2899) you will receive a link you can follow to provide your name, address, and credit card number you wish to use with Text Giving. Once this is completed you will receive another text message stating, “Your giving was successful”:



Please complete this one-time registration to submit your gift.

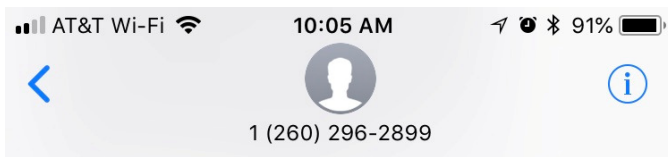
[Tap to Load Preview](#)

[give.mogiv.com](https://give.mogiv.com)



Successful Registration and Donation!

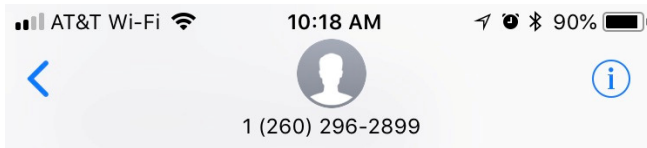
You can now give anytime by simply texting an amount to this number.



Your giving was successful

## Texting a Donation Amount

You can text an amount to give to the church's **General Budget** fund. For example, you can text: \$250 or 250 to give \$250.00 to the **General Budget** fund. (You don't have to list a fund after your amount if this is your desire.)



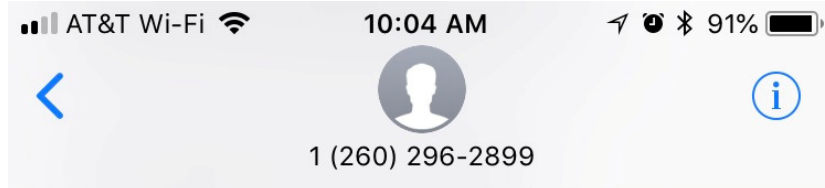
\$5

Your giving was successful



## Texting a Donation Amount to a Specific Fund

Donors who want to text a gift to a specific Fund can request a list of our available Funds by sending the word “Funds” to (260)296-2899. A list of our active Funds will be returned:

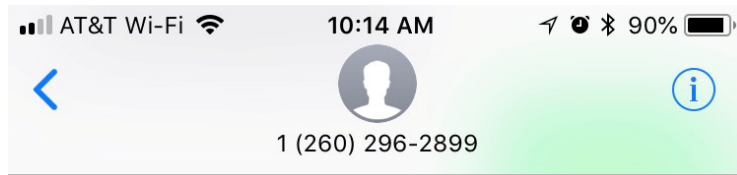


List of funds:

- 1 General Budget
- 2 Mortgage
- 3 Benevolence
- 4 General Missions
- 5 Adult Mission Trips
- 6 Youth Mission Trips

To give to a specific Fund you would text the donation amount along with the Fund name. For example, someone wanting to give \$250 to our General Budget might send: “250 general budget” to (260)296-2899. However, if we didn’t have a fund called “general budget” a message would be returned to you which outlines our available Funds. (This would also apply if you misspelled the name of the fund.) These are provided in a numbered list so you can review the available Funds and simply reply with the number of the Fund you intended to give towards.

In the illustration below the donor sent “250 mission fund” in an attempt to give \$250.00 to the mission fund. The church doesn’t have a fund called “mission fund” so a list of the available Funds was returned. The last Fund listed is what they were trying to give toward (Youth Mission Trips) so they replied with the number “6” to finalize their gift to the correct Fund.

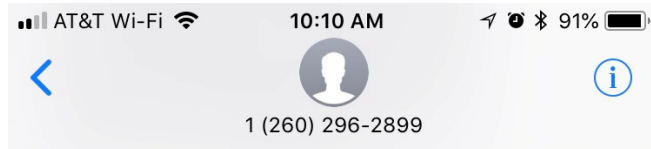


Fund not found. Select one by number below.

- 1 General Budget
- 2 Mortgage
- 3 Benevolence
- 4 General Missions
- 5 Adult Mission Trips
- 6 Youth Mission Trips

## How To Get Help With Text Giving

Donors can text “Help” at any time to receive instructions on how to use Text Giving:



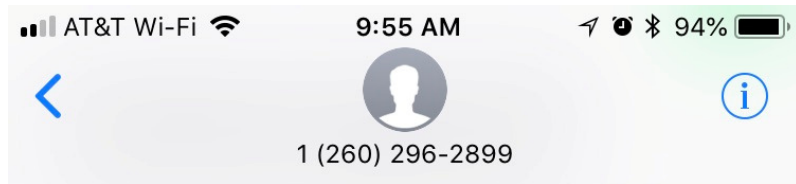
Help

To give enter the amount you want to give, such as 100. You can also give to a specific fund by typing it after your amount, such as 100 building fund.



## Updating Your Payment Method

In the event that you need to change your payment method stored for Text Giving, you can simply text the word "Reset". This will remove your stored card from your account. The next time you submit a text donation you will be provided with a link to store your new payment information (as shown in the first item in this list):



Saved card information successfully disabled for Text Giving. Please register your card information again when making your next gift by texting an amount to this number.

## Still have questions?

Please call or text any of the contacts below for further assistance:

Scott La Mar  
(260)557-7248

Matt Wilcox  
(260)359-2325

Trent Lehman  
(260)388-9360